

If you have missed the art induction lesson, please contact me or Sixth Form Office to get the sketchbook needed for the exciting summer task!

ddavies@ecclesbourne.derbyshire.sch.uk



WELCOME

to Art



**The AQA
Fine Art
A Level course**

starts right here...





*"My name is
Mr Davies...
...the Head of Art."*

Which artist designed the Chupa Chups Lollipop logo?



The Surrealist artist Salvador Dalí designed the logo in 1969.

Its first marketing campaign used the slogan...
"It's round and long-lasting".




Sixth Form Summer Induction Task

The **Fine Art A Level Component 1 Personal Investigation** comprises of an extended project.


The **theme** for this project is one **you will develop with help** next year.

However, to enable you to start the **Fine Art** course with confidence and in a suitably focused way, we are setting you a creative task to complete in time for the first lesson in September.






The aim of the task is to explore at least 3 different/potential themes, that you may wish to use for your extended project, completed later in the course.



The themes considered will need to be of a **personal interest** to you, so that it maintains your enthusiasm.


The themes chosen also need to allow you to resource them without an over reliance on the internet.





For those of you who find the idea of selecting your own theme too daunting I have put together some ideas to help you.

You may use any of these suggestions or alternatively devise your own. ***In addition***, some previous questions from A level examination papers are also included which you may wish to use as inspiration for your own ideas.





Still Life

My Family

Natural World

Looking through

Emotion

Clothing

The garden

Cycling

Light and Shade

Performance

Found materials

Where next?

Ageing

Portraiture

Holidays

Festivals

Surface textures

Anatomy

Protect

Sequence

Collections

Barriers

Imprint

Architecture

Construction

Celebration

Travel

Flowers

Addiction

Places

Landscapes

Containers

Machinery

Unlock

Movement

Time

Danger

Layers

Industry

Decay

Isolation

The Senses

Unusual viewpoints

People at Work

Dreams and Nightmares

Hide and Seek

Metamorphosis


As seen on TV

Inside out

Me, myself and I

Good, Bad, Evil

Windows & Doorways



Some suggested starting points from previous examination papers:

1. Reflections

Many artists have created works based on reflections in mirrors, water or shiny surfaces. Reflections can be subtle or elusive. They may be static or moving and can often create interesting distortions. Produce your own response to these ideas.

Artists: M. C. Escher, Audrey Flack

2. Light, Weather and Locations

Weather conditions can have a profound effect on the appearance and atmosphere of a location. Artists past and present have been inspired by the effects of light and weather conditions. Develop your own ideas relating to this theme.

Artists: Turner, David Tress, Lewis Noble (local - Ashbourne)

3. Villages, Towns and Cities


Villages, Towns and Cities provide many opportunities to explore particular locations or aspects of everyday life. Many artists have been inspired by the architecture or the diversity of people. Decide on your own focus and explore the theme.

Artists: Richard Estes, Robert Cottingham, L. S. Lowry

4. Facial Expressions

Many artists have explored work which considers different facial expressions. Their work depicts moods such as serenity, discomfort, frustration or delight. Consider relevant examples and produce your own ideas.

Artists: Leonardo da Vinci, Ernst Ludwig, Franz Xaver Messerschmidt



5. Patterns in Nature

Many artists have produced work based on patterns that can be seen in shells, plants and animals. Consider your own response to the idea of patterns found in the natural world.

Artists: Ernst Haeckel, Karl Blossfeldt, Peter Randall-Page.

6. Shadows

Shadows can create illusion and a sense of mystery. They can create atmosphere and drama or direct the viewers eye to particular parts of a picture or scene. Explore ideas relating to the use of shadows of different kinds in your own work.

Artists: Henry Fuseli, Caravaggio, Joseph Wright of Derby, Cornelia Parker

7. Everyday objects


Artists often explore everyday objects in their work. Some consider the objects in great detail, whilst others enlarge their scale or represent them in an abstract or unusual manner. Consider your own series of everyday objects in your work.

Artists: Michael Craig-Martin, Patrick Caulfield, Wayne Thiebaud, Claes Oldenburg

8. Significant Events

Numerous artists have produced work in response to political, social or personal events. These can evoke feelings such as joy, happiness, excitement, anger or despair. It can be serious events such as war and environmental disasters or perhaps something more personal like learning to ride a bike, climbing a mountain or even dropping an ice-cream!

Artists: Kathe Kollwit, Henry Moore, Paul Nash






The A6 sketchbook (**which you have/will collect from me**) is meant to be mostly visual. You should **experiment** with ideas, materials and techniques throughout the book. Some pages will be quick to complete whilst others will require more time and energy.

You must include/produce at least:

- 30 Photographs that explore your chosen themes and ideas.
- 10 high quality observational drawings.
- 4 well painted double pages.






The A6 sketchbook could also include reference to galleries and art exhibitions you might visit during the summer holiday.

The more art you see - the more artistic sensibility you develop - the more your art-work will benefit!

Choose a piece of work from each exhibition you visit. Add details about the artist, work, media, date etc.


Then produce some of your own work in response.





This sketchbook will be **included** in your 'Personal Investigation' and **contribute** to your overall A Level Grade.

Make it as impressive, inventive and skilful as you can over the extended summer break.







Examples:



Examples:




Examples:



Examples:



Examples:



Examples:




Examples:



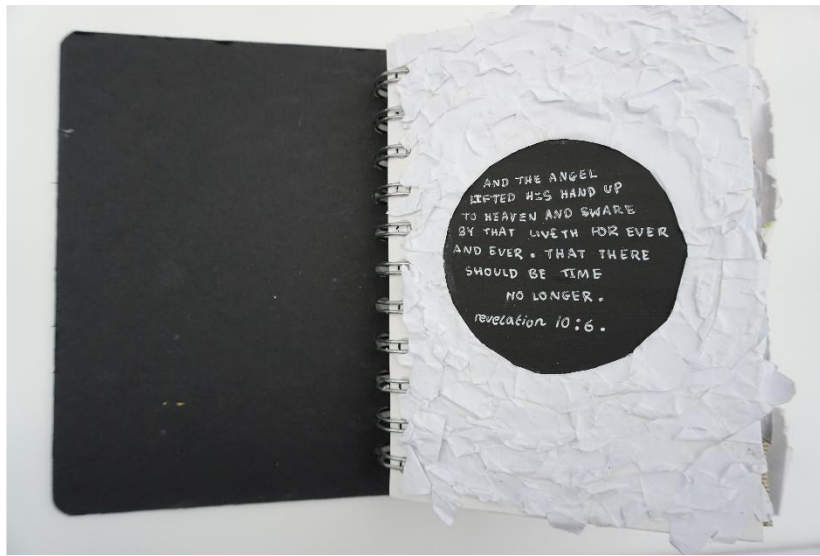
Examples:




Examples:



Examples:





Examples:





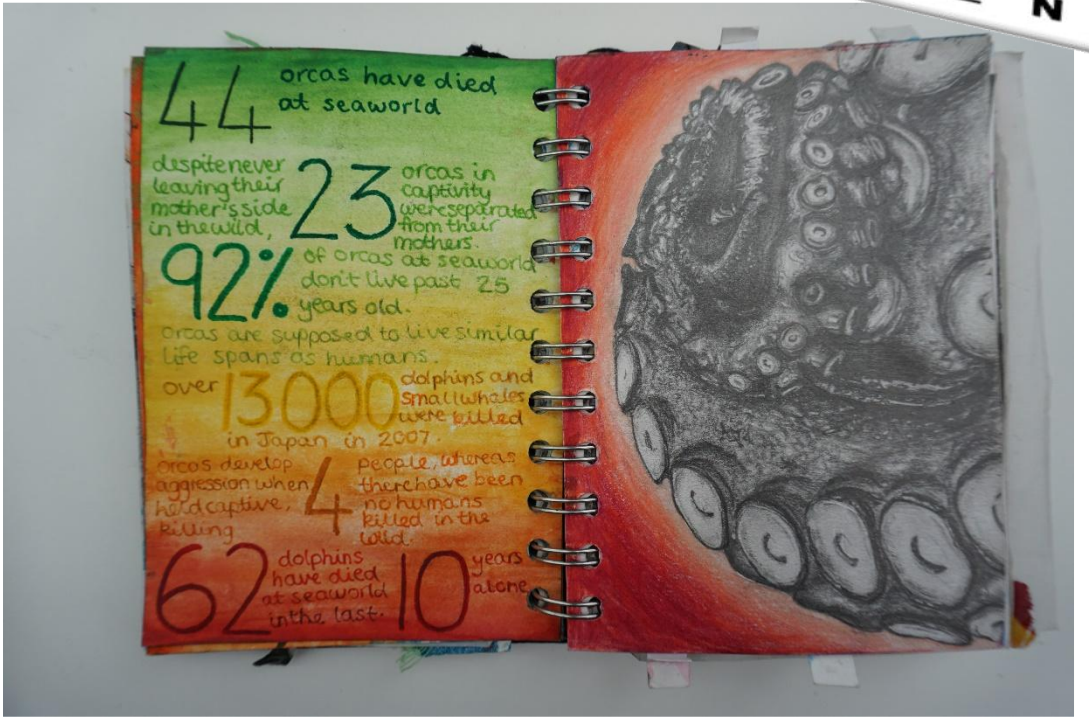
Examples:



Examples:



Examples:



44 orcas have died at seaworld

dispite never leaving their mother's side in the wild, 23 orcas in captivity were separated from their mothers.

92% of orcas at seaworld dont live past 25 years old.

orcas are supposed to live similar life spans as humans.


over 13000 dolphins and small whales were killed in Japan in 2007.

orcas develop aggression when held captive, 4 people, whereas there have been no humans killed in the wild.



62 dolphins have died at seaworld in the last 10 years alone.



Examples:





Examples:



Examples:



Examples:



Examples:



Examples:



Examples:



Examples:



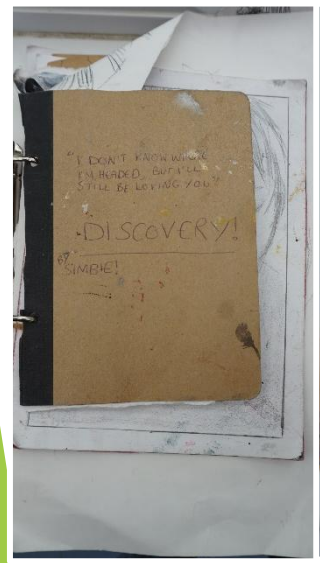
Examples:




Examples:



Examples:




Examples:



Examples:



Examples:




Try and fill the book as much as possible.

Drawing

- Pencil, ink, charcoal, pastels, biro, felt pens, cluster of pencils/pens, brushes, sticks, a drawing tool made from found materials etc.
- Work on different papers and surfaces (emulsion paint, sandpaper, fabric etc).

Painting

- Water-colour, acrylic, oil painting.
- Mix sand, earth etc., into the paint for different textures.
- Apply the paint with palette knives, pieces of card and sponges.
- Use small dots of colour.
- Dilute the paint so it runs and drips.
- Use modelling paste and wall filler.
- Again, work on different papers and surfaces.






Photography

- Photograph in colour and black and white.
- Cut up photographs and rearrange them.
- Use Photoshop (if you have it) to manipulate the images.

Use a mixed media approach


- Cut the pages to help reveal pages in a sequence.
- Add fold outs.
- Make a large drawing cut it up and fill a number of pages.

Be resourceful with whatever you have available!






- **Don't worry** about the task.
- It is **impossible** to get it wrong!
- Initially **build on** the **work** and **techniques** learned at **GCSE level**.
- Then **enjoy** trying some creative ideas and methods in your book!





For more information about the course and department visit the school website.

A screenshot of the Ecclesbourne School website. The page is titled 'ART & DESIGN - KEY STAGE 5'. It features a navigation menu at the top with links for 'VACANCIES', 'STAFF', 'STUDENTS', 'PARENTS', 'HOME', 'SCHOOL INFORMATION', 'ADMISSIONS', 'CURRICULUM', 'PASTORAL', 'COMMUNITY', 'SIXTH FORM', and 'CONTACT US'. The main content area includes a group photo of students, a breadcrumb trail 'HOME > HOME > CURRICULUM > ART & DESIGN > ART & DESIGN - KEY STAGE 5', and a section for 'ART & DESIGN - KEY STAGE 5' with buttons for 'Key Stage 3', 'Key Stage 4', and 'Key Stage 5'. Below this, it lists 'Exam Board: AQA', 'Contact: Mr D Davies', and a 'COURSE OVERVIEW' section. A sidebar on the left contains a list of links including 'INTRODUCTION', 'ENGLISH', 'MATHEMATICS', 'SCIENCE', 'ART & DESIGN', and various art galleries. A green box on the left contains text with arrows pointing to the 'ART & DESIGN' link and the 'KEY STAGE 5' link in the sidebar.






Follow the mantra of famous pop artist
Andy Warhol when he said:

"Don't think about making art, just get it done.

*Let everyone else decide if it's good or bad,
whether they love it or hate it.*

While they are deciding, make even more art."





25 June - 7 October 2026

Floor 2

Admission free

The ***Herbert Smith Freehills Kramer Portrait Award*** celebrates the very best in contemporary portraiture and is one of the most important platforms for portrait painters today.

The artworks explore the variety of approaches to portraiture, from the classic to the contemporary, and encourage viewers to reflect on the creativity of the artists' processes.

Since its inception, the long-standing competition has attracted over 40,000 entries from more than 100 countries and has been seen by over 6 million people.


The highly competitive *Award* encourages artists over the age of 18 to focus upon, and develop, the theme of portraiture in their work.

Using an impressive range and complexity of skill, artists explore both classical and innovative techniques that show the enduring relevance of portraiture today.

[Herbert Smith Freehills Kramer Portrait Award 2026 - National Portrait Gallery](#)



*Have fun with it
and see what happens!*





vw

