

Activity Pack for Students

For students in Years 9 - 11 considering T Levels



Name:

Click or tap here to enter text.

Class:

Click or tap here to enter text.

Introduction

T Levels are a brand-new, 2-year qualification that you can do as an alternative to A levels, other post-16 courses or an apprenticeship.

They bring classroom learning and extended industry placements together on a course designed with businesses and employers, giving you the opportunity to jump-start your career by combining a recognised qualification with genuine industry experience.

Using this workbook

This activity pack will help you to understand more about T Levels and to consider T Levels as one of your options after GCSEs.

Work your way through the sections to explore:

- TL** What T Levels are
- TL** The different T Levels available
- TL** Where to look for a T Level
- TL** How T Levels might support you to move into an apprenticeship or further training.

Before you start

- ↑ **This activity pack contains 10 tasks.**
The pack should take approximately 4 hours to complete, although you may find some parts take slightly longer or less time to complete. You will probably complete it over a number of weeks or even months, helping to build your knowledge of T Levels in this time.
- ↑ **The pack is interactive.**
This pack can either be printed or completed digitally using the spaces provided, so you can work through it on your own at a time that suits you or as part of a group or class.
- ↑ **Complete all tasks.**
To make the most of this pack, you will need to complete all activities and participate in the discussions with your parents / carers, friends and tutor as instructed at various points.
- ↑ Some tasks will require access to a **computer and the internet.**



TLevelsgovuk



@tlevels_gov.uk



@tlevels_gov.uk

Contents

Understanding T Levels

Useful vocabulary	4
Understanding T Levels	5
The benefits of T Levels	9
Finding T Levels	10
Applying for T Levels	11
The key facts about T Levels	12

Activities

Activity 1:	Understanding T Levels	14
Activity 2:	Benefits of doing a T Level	16
Activity 3:	Finding T Levels	17
Activity 4:	Match the T Level subject	19
Activity 5:	Exploring T Level subjects	20
Activity 6:	Linking T Levels to my hobbies	22
Activity 7:	Comparing T Levels to other options	25
Activity 8:	Is a T Level right for me?	26
Activity 9:	Next steps	27
Activity 10:	Test your knowledge – T Levels quiz	28

Answers


Answer pages	30
--------------	----

Useful vocabulary

This guide will introduce you to some words and phrases that may not seem familiar. This table provides simple explanations to help you.

A level	A qualification in one specific subject typically taken by school students aged 16-18 years that is classroom based. You usually study 2 or 3 different subjects at A level.
Application process	The act of applying for a particular course/job.
Apprenticeship	A real, paid full-time job combined with studying to gain skills and knowledge.
Career	The job or series of jobs that you do during your working life.
Employment	Having paid work.
Functional skills level 2	Qualifications in English and Maths that are equivalent to GCSE.
Higher Education	Education at universities or similar educational establishments, to degree level.
Industry placement	The 45-day / 315-hour work placement with an employer where you can put into practice the knowledge and technical skills learnt in the classroom.
Occupation	A job or profession.
Specialism	An area of the T Level that you take during the course, focusing on a particular occupation.
Traineeship	A work focused study programme that prepares you for work or an apprenticeship.
(Training) provider	The organisation or college who you enrol with and where you spend 80% of your time in the classroom.
T Level Transition Programme	A 1-year programme that will help you to develop your skills and knowledge so that you can successfully start a T Level the following year.
UCAS points	The tariff used to allocate points to post-16 qualifications. Universities and colleges use this when making offers to applicants.

Understanding T Levels



Before you start, how would you rate your current knowledge and understanding of T Levels?

- Red** = I don't know very much about T Levels
- Amber** = I know some information about T Levels
- Green** = I know a lot about T Levels and where to find out more information

What are T Levels?

T Levels are a brand-new, 2-year qualification that you can do after your GCSEs as an alternative to A levels, an apprenticeship or other post-16 courses.

They bring classroom learning and industry placements together on a course designed with businesses and employers, giving you the opportunity to jump-start your career by combining qualifications with industry experience.

You will gain a nationally recognised certificate, with 1 T Level equivalent to 3 A levels, and worth the same UCAS points.

How do T Levels work?

You will spend around 80% of your time in the classroom and about 20% on a 45-day placement with an employer to give you the skills and knowledge companies look for. This is called an industry placement and could be with one or more employers, depending on the T Level that you are studying and the provider that you are studying with.

Who can do a T Level?

T Levels are ideal if you have finished your GCSEs and want the knowledge and experience to get straight into employment, an apprenticeship or higher education. They will especially suit you if you know the rough area or industry you want for your career, prefer a practical course designed by employers, but also want to spend time learning in the classroom.

What T Level subjects are available?

Different T Level courses will be made available between 2020 and 2023. The first 3 T Levels started in September 2020 at selected schools and colleges in England and by 2023, all 24 T Levels will have launched.

September 2020	September 2021	September 2022	September 2023
<ul style="list-style-type: none"> • Design, Surveying and Planning for Construction • Digital Production, Design and Development • Education and Childcare 	<ul style="list-style-type: none"> • Building Services Engineering for Construction • Digital Business Services • Digital Support Services • Health • Healthcare Science • Onsite Construction • Science 	<ul style="list-style-type: none"> • Accounting • Design & Development for Engineering and Manufacturing • Finance • Maintenance, Installation and Repair for Engineering and Manufacturing • Management and Administration • Engineering, Manufacturing, Processing and Control 	<ul style="list-style-type: none"> • Agriculture, Land Management and Production • Animal Care and Management • Catering • Craft and Design • Hair, Beauty and Aesthetics • Human Resources • Legal Services • Media, Broadcast and Production

How does the study part work?

Around 80% of your time will be spent with a college, school or training provider. For your chosen subject, you will start off by studying a core curriculum. That means you will cover the theory, concepts and principles for the general subject.

At some point after the start of the course, you will take a specialism. For some T Levels, for example Early Years Educator, this will be in your first year, while for others you may not start your specialism until the second year. The number of occupational specialisms varies depending on the T Level.

Will I need to study English & Maths?

If you haven't achieved English and Maths Level 2 (GCSE grade 4 or above or Functional Skills level 2 pass), then you will need to work towards this. Your college, school or training provider will help you to achieve this.

What are the entry requirements?

Entry requirements vary for different T Levels - it is up to the T Level provider to set these.

How does the industry placement work?

You will spend a minimum of 45 days (315 hours) on a meaningful industry placement, allowing you to put the skills you have learnt into practice. This can be split across two employers if needed and the time spent with these employers can be carried out as day release, in one solid block, multiple smaller blocks or a mixture of any of these models, depending on what works for you, the provider, and the employer.

The placement is counted in hours to allow for the flexibility of completing it in different ways.

The placement is unlikely to be paid as it is part of your course of study, but support for travel and expenses may be available.

Do I choose the employer for the placement?

The T Level provider is responsible for sourcing your industry placement - however, in some cases, the provider may encourage you to research and self-source your preferred employers for your placements. Providers should help you to identify suitable employers that are relevant to your chosen specialism at the appropriate level.

How are T Levels graded?

When you pass your T Level, you will get a nationally recognised certificate showing the overall grade you achieved - pass, merit, distinction or distinction*. It will also give details of what you learned on the course to help you move into skilled employment or a higher apprenticeship.

Your T Level will be worth UCAS points - a T Level Distinction* is worth the same as 3 A levels at A* - and will be recognised by universities and other education providers so you can choose to continue studying if you wish.

T Level Qualification	Equivalent A Level Qualification	UCAS Points
Distinction *	A* A* A*	168 UCAS Points
Distinction	A A A	144 UCAS Points
Merit	C C C	120 UCAS Points
Pass	E E E	72-96 UCAS Points

The benefits of T Levels

There are many benefits to doing a T Level:

TL**They are designed by employers**

Designed with leading businesses and employers to ensure you gain the knowledge and skills that employers are looking for.

TL**A variety of employers**

More than 250 businesses – including Amazon, Fujitsu, EDF Energy and Skanska – have been involved so you can be confident your T Level will help you reach the next level.

TL**Combining industry experience with study**

T Levels give you the chance to learn what a real career is like in a supportive environment while you continue your studies.

TL**No cost**

Like A levels and apprenticeships, there are no tuition fees to study a T Level.

Finding T Levels

How can I find out which T Levels are available near me?

T Levels are a new qualification which means they will be released in stages and availability will increase between 2020 and 2024.

In September 2021, 10 T Levels will be available at over 100 colleges, schools and other providers across England. This number is likely to double each year as more T Level courses launch and more education providers offer them.

You can find T Levels being offered near you on the Government website:
<https://www.tlevels.gov.uk/students/find>

The screenshot shows the top of the T-Levels website. At the top left is the HM Government logo. The main header features the 'T-LEVELS' logo on the left and a navigation menu on the right with links for 'HOME', 'ABOUT T LEVELS', 'WHY CHOOSE T LEVELS', 'T LEVEL SUBJECTS', and 'FIND A T LEVEL'. Below the header is a large black banner with the text 'FIND YOUR NEAREST T LEVEL' in white. Underneath this banner is a search prompt: 'Search for colleges and schools who start delivering T Levels in 2020 and 2021'. The search interface includes a text input field with the placeholder 'Enter your postcode', a dropdown menu currently set to 'All T Level courses', and an orange 'Search' button.

Applying for T Levels

How do I apply for a T Level?

You need to apply directly to the provider. The T Level website www.tlevels.gov.uk/students/find has links to all providers offering T Levels and shows when the particular course first started. The website will be updated as more T Levels are rolled out.

When should I apply?

Each T Level provider will have their own application process. However, it is likely that the timeline would be similar to applying for college and could follow a pattern like this.

Sept – Dec	Research your options and speak to local T Level providers
Jan – March	Make your application
April – July	Undertake any assessments required
August	Have your place confirmed
September	Start your T Level

This is a rough guide, and some providers will allow you to apply for T Level programmes in spring or summer. You can check this information on a provider's website.

What is the T Level Transition Programme?

Not all young people will be able to start a T Level at 16 without further preparation. The T Level Transition Programme is a 1-year programme that will help you to develop your skills and knowledge so that you can successfully start a T Level the following year.

Please speak to your T Level provider about transition support. They will be able to tell you more about the programme that they offer and what it will include.

The key facts about T Levels

T Levels are a new post-16 qualification, equivalent to 3 A levels. T Levels are 2-year qualifications. Like A levels and apprenticeships, there are no tuition fees to study a T Level.



The roll out of T Levels began in 2020 with 3 courses available. By September 2021 there will be 10 courses available and by 2023 all 24 T Level qualifications will be launched.

T Levels have been designed with businesses and employers and combine qualifications with industry experience. More than 250 businesses have been involved in the design of T Levels - including Fujitsu and Skanska.



T Levels are facilitated by colleges or training providers, and you study a core curriculum that covers theory, concepts and principles of the subject. You will also take an occupational specialism during the course. Training providers will have entry requirements for the different T Level courses.

You will spend 80% of your time in the classroom and 20% completing an industry placement. The industry placement is unlikely to be paid as it is part of the course of study, but support for travel and expenses may be available.



When you complete your T Level, you are awarded distinction*, distinction, merit or pass. T Levels also award UCAS points. (see page 8 of this guide)

Details of the T Levels available can be found on the Government website <https://www.tlevels.gov.uk>



Hear from T Level Ambassadors about their experiences

Play this short film to discover why T Levels are such an exciting option.



You can also find this film available at:

<https://www.youtube.com/watch?v=KBGVopFzq5M>

Activities

Activity 1: Understanding T Levels

This activity is designed to help you to build your knowledge and understanding about what a T Level is. Please ensure that you have read pages 4 - 13 of this booklet as well as watching the film below.

To complete this activity, please follow the below steps:

- Click on the image below and watch the short film (6 mins).
If you are working on a printed copy of the pack, to view the film, visit: <https://vimeo.com/516312031>
- A version of the film with subtitles is available here
<https://www.youtube.com/watch?v=7rua65bHjMw>
- With all that you have read so far and the information from the film, answer the questions on the next page in the spaces provided.



Activity 1: Understanding T Levels

What have you discovered about T Levels that interests you?

If you were to meet someone who is currently studying T Levels, what three questions would you want to ask them?

What has surprised you about T Levels?

Activity 2: Benefits of doing a T Level

There are many benefits of doing a T Level. This activity helps you to hear from some T Level students about their T Level experience and what they are enjoying most about their course.

To complete this task, please follow the below steps:

- Click on the image below and watch the short film (3 mins). If you are working on a printed copy of the pack, to view the film, visit: <https://youtu.be/nY0c097FKqI>
- With all you've learnt so far, add to the table below any other benefits you think there are to undertaking a T Level.



TL They are designed by employers.

TL You gain industry experience.

TL [Click or tap here to enter text.](#)

TL [Click or tap here to enter text.](#)

TL [Click or tap here to enter text.](#)

TL [Click or tap here to enter text.](#)

Activity 3: Finding T Levels

T Levels are being rolled out across the country in a phased approach, both in terms of courses available and the number of providers offering them.

This means that not every area in England will have immediate access to the full range of T Levels. It will take time for the offer to grow and for the full availability of courses to roll out.

This activity is designed to help you to explore the range of T Levels available in your local area.

Activity 3: Part 1

To complete part 1 of this task, please follow the below steps:

- Go to <https://www.tlevels.gov.uk/students/find>
- Enter your postcode and click search.
- Make a note of the top 3 most local T Level providers near you in the table below.

Provider	Town	How far?	T Levels offered:	Of interest to me? (Tick the box if yes)
Example: Harlow College	Harlow	21 miles	7 - List subjects	<input type="checkbox"/>
1	Click or tap here to enter text.	Click or tap here to enter text.	Click or tap here to enter text.	<input type="checkbox"/>
2	Click or tap here to enter text.	Click or tap here to enter text.	Click or tap here to enter text.	<input type="checkbox"/>
3	Click or tap here to enter text.	Click or tap here to enter text.	Click or tap here to enter text.	<input type="checkbox"/>

Activity 3: Part 2

To complete part 2 of this task, please follow the below steps:

- Choose one of the providers that you ticked was of interest to you. If you didn't tick any, you can use number 1 for this activity.
- Back on the T Levels website, click on 'How do I get there?' next to the provider's details.
- Complete the table below to explore the different travel options open to you to get to your place of study.

Provider: [Click or tap here to enter text.](#)

If any of the answers don't apply, please leave them blank.

Transport	Bus	Train	Car	Walk
Is this an option?	Click or tap here to enter text.	Click or tap here to enter text.	Click or tap here to enter text.	Click or tap here to enter text.
Roughly how long would this take?	Click or tap here to enter text.	Click or tap here to enter text.	Click or tap here to enter text.	Click or tap here to enter text.

Transport	Bus	Train	Car	Walk
If you were to start at 8.30am, for example, what time would you roughly have to leave?	Click or tap here to enter text.	Click or tap here to enter text.	Click or tap here to enter text.	Click or tap here to enter text.
Where applicable, take a look at the local bus and train websites to find out the rough weekly costs for travel. Add these to the table.	Click or tap here to enter text.	Click or tap here to enter text.	Click or tap here to enter text.	Click or tap here to enter text.
On a scale of 1-10, how likely/possible do you think it would be for you to travel to this training provider?	Click or tap here to enter text.	Click or tap here to enter text.	Click or tap here to enter text.	Click or tap here to enter text.

Activity 4: Match the T Level subject

The range of T Level subjects is expanding each year. By September 2021 there will be 10 exciting subjects available. This activity is designed to help you to understand the range of subjects and what they will include.

To complete this task, please follow the below steps:

- Look at the list of T Level subjects available below.
- Try to match the descriptions provided to the correct T Level subject. This will not cover all course content, but instead gives key examples.

T Level subject		
September 2020		Answer
1	Design, Surveying and Planning for Construction	Click or tap here to enter text.
2	Digital Production, Design and Development	Click or tap here to enter text.
3	Education and Childcare	Click or tap here to enter text.
September 2021		
4	Building Services Engineering for Construction	Click or tap here to enter text.
5	Digital Business Services	Click or tap here to enter text.
6	Digital Support Services	Click or tap here to enter text.
7	Health	Click or tap here to enter text.
8	Healthcare Science	Click or tap here to enter text.
9	Onsite Construction	Click or tap here to enter text.
10	Science	Click or tap here to enter text.

Description	
A	Develop an understanding of construction and the science behind building design, surveying and planning, building technology principles and building services engineering systems.
B	Develop an understanding of health and science, understanding the sector, providing person-centred care, supporting health and well-being, knowledge of human anatomy. Specialisms include supporting adult nursing and midwifery teams.
C	Develop an understanding of health and science, understanding the sector, core science concepts, knowledge of genomics and medical physics, good scientific practise.
D	Develop an understanding of digital technologies, their impact on business, specialising in how to design, implement, test and maintain software.
E	Develop a general understanding of construction, construction methods and design principles. Looking at topics such as Health & Safety and building regulations and standards.
F	Develop an understanding of the education and childcare sector from ages 0 to 19, including how to support young people's education, safeguarding, health & safety and wellbeing.
G	Develop an understanding of digital technologies, their impact on business, specialising in fault analysis and problem resolution.
H	Develop an understanding of health and science, science methodology, knowledge of cell cycle and cellular respiration, pathogens, enzyme and protein structure. Specialisms include laboratory science and food science.
I	Develop a general understanding of construction and specific topics such as project management, procurement, budgeting and risk management.
J	Develop an understanding of digital technologies, their impact on business, how to use these technologies and planning digital projects.

Activity 5: Exploring T Level subjects

T Levels are new courses which means there could be unfamiliar words or phrases. This activity is designed to help you to explore the detail of a T Level that interests you and to research some of the language included in the description.

Activity 5: Part 1

To complete this task, please follow the below steps:

- Pick one of the T Level subjects from 2020 or 2021 that you would like to learn more about.
- Go to <https://www.tlevels.gov.uk/students/subjects>
- Click on the subject and take a look at the 'Core Content' section.
- Jot down any words that you're not sure of in the table below and try to find an explanation by searching on the internet.

Unfamiliar words or phrases

Word / phrase	Explanation
T_L Software	Software is a collection of instructions and data that tell the computer how to work.
T_L Click or tap here to enter text.	Click or tap here to enter text.
T_L Click or tap here to enter text.	Click or tap here to enter text.
T_L Click or tap here to enter text.	Click or tap here to enter text.
T_L Click or tap here to enter text.	Click or tap here to enter text.
T_L Click or tap here to enter text.	Click or tap here to enter text.

Activity 5: Part 2

Personal reflection

Re-reading the description back, has this helped your understanding of what the topic will cover? What else would you like to find out?

What is it about the T Level subject(s) that interests you?

Activity 5: Part 3

It is a good idea to speak with your subject teachers and your Careers Leader or Careers Adviser in your school about the T Level course that you have researched and what it involves.

Do you have any questions that you would like to ask them?

Please list them below.

Activity 6: Linking T Levels to my hobbies

You may have hobbies that you invest a lot of time in. Being dedicated to a particular hobby takes time, energy and effort. It may not always be obvious how your hobby may link to a future career. This activity encourages you to think about your hobbies, the employability skills they promote and how these may link to the different T Levels.

If you get stuck, please ask your teacher or a friend to see if they can help you.

Activity 6: Part 1

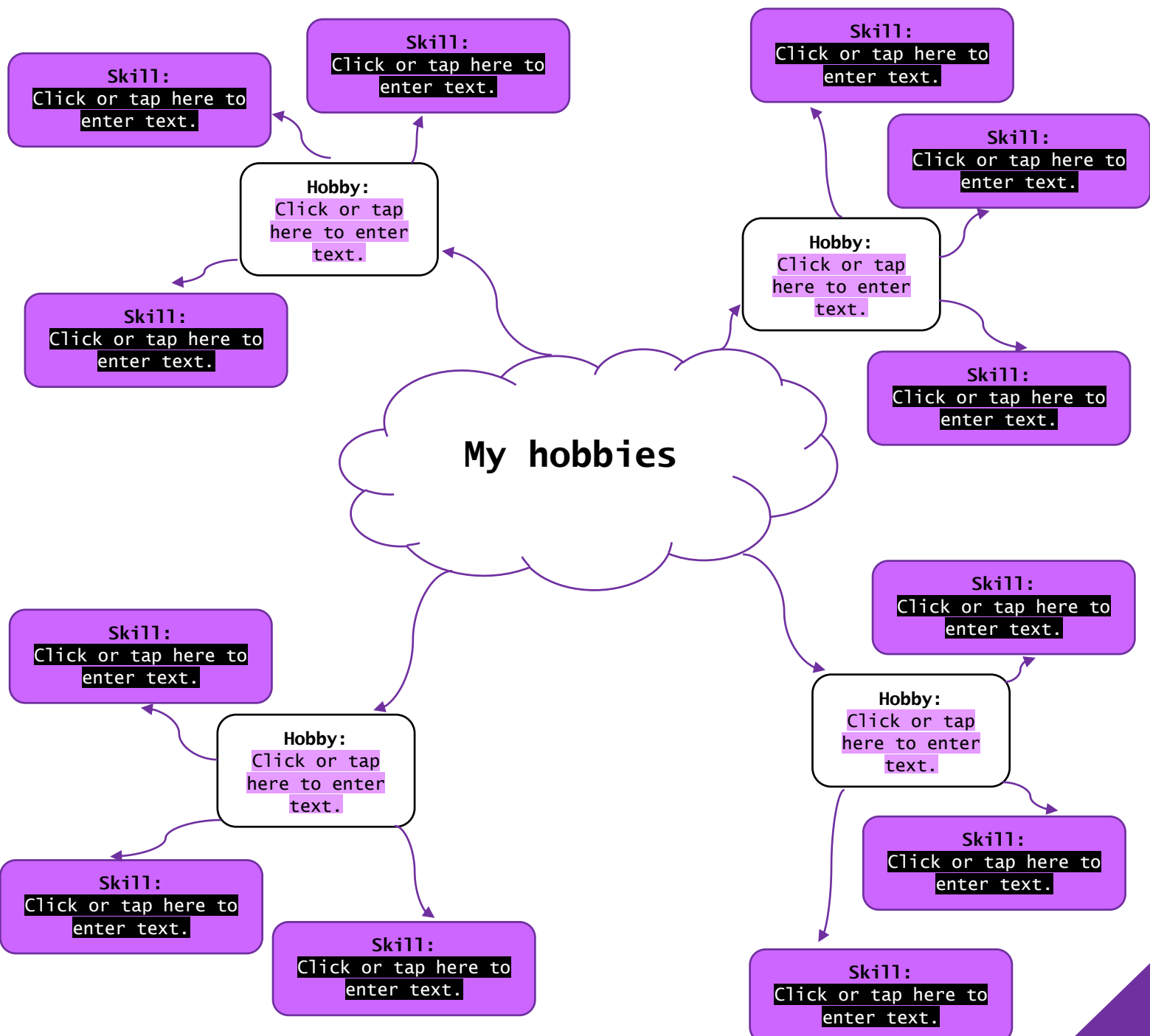
To complete this task, please follow the below steps:

- Click on the image below and watch the short film (2 minutes). If you are working on a printed copy of the pack, go to <https://vimeo.com/410197487>
- Using the ideas shared in the video, now think about which skills you are developing through your favourite hobbies. Include these in the mind map on the next page. Place the hobbies in the boxes in the diagram and the skills in the branches of each box.
- If you think of more skills, add these into the spaces. If you are completing this digitally, you can add these into the same box you have already used.



Here is a reminder of the employability skills included in the film:

Creativity	Confidence	Idea development	Presenting skills	Motivation	Analytical
Multitasking	Eye for detail	Passion	Perseverance	Dedication	Problem solving
Listening skills	Imagination	Empathy	Interpersonal skills	Leadership	Competitiveness
Self-expression	Patience	Self-belief	Resilience	Adaptability	Teamwork



Activity 6: Part 2

To complete this task, please follow the below steps:

- Look at the list of T Level subjects on page 6.
- Complete the table below with your hobbies, employability skills developed by each hobby and the T Level subjects that you think might link to each hobby and employability skill.
- More information about the content of each course can be found on the T Levels website <https://www.tlevels.gov.uk/students/subjects>

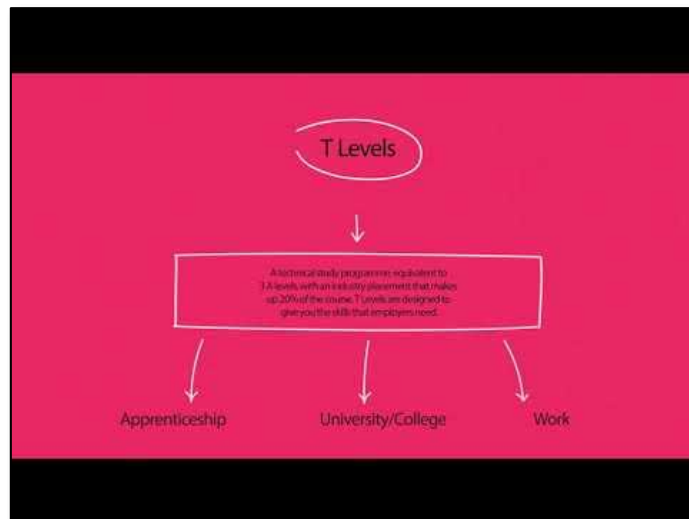
	My favourite hobbies	Employability skills developed by hobby	T Level subjects that link
1	Click or tap here to enter text.	Click or tap here to enter text.	Click or tap here to enter text.
2	Click or tap here to enter text.	Click or tap here to enter text.	Click or tap here to enter text.
3	Click or tap here to enter text.	Click or tap here to enter text.	Click or tap here to enter text.
4	Click or tap here to enter text.	Click or tap here to enter text.	Click or tap here to enter text.

Activity 7: How do T Levels compare to other options?

There are many choices available to you on completing your GCSEs. This activity is designed to help you to understand some of those different options and how they compare to T Levels.

To complete this task, please follow the below steps:

- Click on the image below and watch the short film (2 mins). If you are working on a printed copy of the pack, to view the film, visit: https://youtu.be/f_xAQNNi4pA
- Complete the table below. You may not know all of the answers. In which case, speak to your Careers Leader or teacher for more information.



Post-16 options

	T Level	Apprenticeship	Traineeship	A Levels
It's a job	<input type="checkbox"/>	<input type="checkbox"/>	<input type="checkbox"/>	<input type="checkbox"/>
It's a qualification / study programme	<input type="checkbox"/>	<input type="checkbox"/>	<input type="checkbox"/>	<input type="checkbox"/>
You can progress onto an apprenticeship	<input type="checkbox"/>	<input type="checkbox"/>	<input type="checkbox"/>	<input type="checkbox"/>
You can progress onto University	<input type="checkbox"/>	<input type="checkbox"/>	<input type="checkbox"/>	<input type="checkbox"/>
You can progress into full-time work	<input type="checkbox"/>	<input type="checkbox"/>	<input type="checkbox"/>	<input type="checkbox"/>
You are paid	<input type="checkbox"/>	<input type="checkbox"/>	<input type="checkbox"/>	<input type="checkbox"/>
You get a work placement	<input type="checkbox"/>	<input type="checkbox"/>	<input type="checkbox"/>	<input type="checkbox"/>
You develop work skills	<input type="checkbox"/>	<input type="checkbox"/>	<input type="checkbox"/>	<input type="checkbox"/>

Activity 8: Is a T Level right for me?

It is important that you take time to consider all of your options and ask yourself questions about what is important to you, and what you are going to be happy doing. This activity will help you to consider some of the questions you may still have about T Levels, so that when you speak to a T Level provider, you will be prepared.

To complete this task, please follow the below steps:

- With so many choices, it is really important that you think about whether a T Level is going to be right for you.
- In the box below, we have listed some of the questions that you could consider asking yourself and a T Level provider.
- Use the box underneath to write the 5 things that are most important to you when considering your next steps?

- What would I like to be doing in the future?
- Which subjects do I enjoy most?
- How do I like to learn?
- Am I interested in getting work/industry experience?
- How far will I need to travel each day? Are there any travel costs?
- Which employer(s) could I link to?
- How much support will I get?
- What will I be doing during the 2 years?
- Do I already know what I would like to do after the T Level?
- Who is the training provider and where are they based?

List up to 5 things that are important to you when considering a T Level (they could be different from the list above)

T ^l L	Click or tap here to enter text.
T ^l L	Click or tap here to enter text.
T ^l L	Click or tap here to enter text.
T ^l L	Click or tap here to enter text.
T ^l L	Click or tap here to enter text.

Activity 9: Next steps

Now that you have worked your way through the booklet and have been able to use the different tools available to learn more about T Levels, it's important for you to think about what your next steps might be. This activity is designed to help you to think about the actions that you need to take.

To complete this task, please follow the below steps:

- Answer the questions below.
- Once you have done this, discuss your next steps with your Careers Leader/teacher/parent/carer.
- Further information on T Levels can be found on the government website <https://www.tlevels.gov.uk>

What am I going to do next?

Click or tap here to enter text.

How will I do this?

Click or tap here to enter text.

What might I need help with?

Click or tap here to enter text.

How will I do this?

Click or tap here to enter text.

What questions do I still have for a T Level training provider?

Click or tap here to enter text.

What questions do I still have for a T Level employer?

Click or tap here to enter text.

What questions do I still have generally?

Click or tap here to enter text.

Activity 10: Test your knowledge – T Levels quiz

This fun, final activity is designed to help test what you now know about T Levels. What score will you get? Can you score 10 out of 10?


To complete this task, please follow the below steps:

- Complete the quiz below to test out your knowledge of T Levels.
- The quiz is also available online:
<https://amazingapprenticeships.com/resource/t-levels-quiz/>
- Tick the box to indicate the correct answer.

Q1	What are T Levels? A. <input type="checkbox"/> A job for young people B. <input type="checkbox"/> New 2-year qualifications, available after GCSEs C. <input type="checkbox"/> The same as GCSEs
Q2	When did T Levels start? A. <input type="checkbox"/> 2020 B. <input type="checkbox"/> 2000 C. <input type="checkbox"/> 1563 (same time as apprenticeships)
Q3	What are T Levels equivalent to? A. <input type="checkbox"/> GCSEs B. <input type="checkbox"/> University C. <input type="checkbox"/> 3 x A Levels
Q4	True or false? You will spend the majority of your time in the workplace when doing a T level A. <input type="checkbox"/> True B. <input type="checkbox"/> False
Q5	True or false? T Levels are currently available in three subjects, with 7 more becoming available by September 2021. A. <input type="checkbox"/> True B. <input type="checkbox"/> False
Q6	True or false? T Levels award UCAS points A. <input type="checkbox"/> True B. <input type="checkbox"/> False
Q7	True or false? T Level students have to pay for their training A. <input type="checkbox"/> True B. <input type="checkbox"/> False

Q8	<p>True or false? T Level students receive a salary from their employer</p> <p>A. <input type="checkbox"/> True</p> <p>B. <input type="checkbox"/> False</p>
Q9	<p>True or false? T Levels have been designed with employers</p> <p>A. <input type="checkbox"/> True</p> <p>B. <input type="checkbox"/> False</p>
Q10	<p>Can you still go on to achieve a degree if you complete a T Level?</p> <p>A. <input type="checkbox"/> No, T Levels limit your qualifications for the future</p> <p>B. <input type="checkbox"/> Yes, but you will have to go to University full-time</p> <p>C. <input type="checkbox"/> Yes, you can progress onto other options, such as apprenticeships or full-time University to get yourself a degree</p>
<p>What was your score?</p> <p>Click or tap here to enter text. / 10</p>	

Now you have completed the T Levels Activity Pack, how would you rate your knowledge and understanding of T Levels?



- Red** = I don't know very much about T Levels
- Amber** = I know some information about T Levels
- Green** = I know a lot about T Levels and where to find out more information

If you have scored yourself as Amber or Red, here are some additional ideas to help you to build up your knowledge of T Levels.



Visit www.tlevels.gov.uk and explore the T Levels website



Watch the YouTube film, created by the Institute for Apprenticeships and Technical Education
https://youtu.be/Egh-dKw_H7M

Answers

Activity 4: Matching the T Level subject

T Level subject			
September 2020		Answer	Description
1	Design, Surveying and Planning for Construction	I	Develop a general understanding of construction and specific topics such as project management, procurement, budgeting and risk management.
2	Digital Production, Design and Development	D	Develop an understanding of digital technologies, their impact on business, specialising in how to design, implement, test and maintain software.
3	Education and Childcare	F	Develop an understanding of the education and childcare sector from ages 0 to 19, including how to support young people's education, safeguarding, health & safety and wellbeing.
September 2021		Answer	Description
4	Building Services Engineering for Construction	A	Develop an understanding of construction and the science behind building design, surveying and planning, building technology principles and building services engineering systems.
5	Digital Business Services	J	Develop an understanding of digital technologies, their impact on business, how to use these technologies and planning digital projects.
6	Digital Support Services	G	Develop an understanding of digital technologies, their impact on business, specialising in fault analysis and problem resolution.
7	Health	B	Develop an understanding of health and science, understanding the sector, providing person-centred care, supporting health and well-being, knowledge of human anatomy. Specialisms include supporting adult nursing and midwifery teams.
8	Healthcare Science	C	Develop an understanding of health and science, understanding the sector, core science concepts, knowledge of genomics and medical physics, good scientific practise.
9	Onsite Construction	E	Develop a general understanding of construction, construction methods and design principles. Looking at topics such as Health & Safety and building regulations and standards.
10	Science	H	Develop an understanding of health and science, science methodology, knowledge of cell cycle and cellular respiration, pathogens, enzyme and protein structure. Specialisms include laboratory science and food science.

Activity 7: How do T Levels compare to other options

	T Level	Apprenticeship	Traineeship	A Levels
It's a job		✓		
	An apprenticeship is the only option that is a job. T Levels and Traineeships have placements with employers, but they are not jobs as the individual is not employed by that organisation.			
It's a qualification / study programme	✓	✓	✓	✓
	All of the above options have an element of study or training, with individuals working towards a qualification.			
You can progress onto an apprenticeship	✓	✓	✓	✓
	You can still progress onto an apprenticeship if you have done a T Level, A Level or traineeship. You can also progress through the apprenticeship levels if you have already completed one e.g. from a Level 3 apprenticeship to a Level 4 apprenticeship.			
You can progress onto University	✓	✓		✓
	T Levels and A Levels provide UCAS points, allowing you to apply to University. You can also progress onto University after an apprenticeship should you wish to study full-time.			
You can progress into full-time work	✓	✓	✓	✓
	All of the above options provide useful skills and experience to enable you to progress onto full-time work.			
You are paid		✓		
	As apprenticeships are real jobs, you get paid a salary. You do not get paid for the placement of a T Level or Traineeship, although sometimes employers will support with expenses.			
You get a work placement	✓		✓	
	T Levels and traineeships include work placements. Apprenticeships are full-time jobs and so would not count as a placement. You do not get a placement through an A Level as this is full-time study.			
You develop work skills	✓	✓	✓	
	Through the work experience and placements, T Levels, apprenticeships and traineeships help to develop your work skills.			

Activity 10: Test your knowledge – T Levels quiz

Q1	<p>What are T Levels? Answer: B. New 2-year qualifications, available after GCSEs</p>
Q2	<p>When did T Levels start? Answer: A. 2020</p>
Q3	<p>What are T Levels equivalent to? Answer: C. 3 x A Levels</p>
Q4	<p>True or false? You will spend the majority of your time in the workplace when doing a T level Answer: B. False</p> <p>You will spend 20% of your time in the workplace and 80% learning in the classroom about your subject.</p>
Q5	<p>True or false? T Levels are currently available in three subjects, with 7 more becoming available by September 2021. Answer: A. True</p>
Q6	<p>True or false? T Levels award UCAS points Answer: A. True</p> <p>T Levels are worth the same number of UCAS points as 3 A levels.</p>
Q7	<p>True or false? T Level students have to pay for their training Answer: B. False</p> <p>T Level students do not have to pay, all training costs are paid for by the government and employer.</p>
Q8	<p>True or false? T Level students receive a salary from their employer Answer: B. False</p> <p>T Level students do not get paid a salary by their employer as it is a placement as opposed to a job.</p>
Q9	<p>True or false? T Levels have been designed with employers Answer: A. True</p> <p>T Levels have been designed with leading businesses and employers to give you the knowledge and skills you need.</p>
Q10	<p>Can you still go on to achieve a degree if you complete a T Level? Answer: C. Yes, you can progress onto other options, such as apprenticeships or full-time University to get yourself a degree</p>

Created by:



For more apprenticeship, traineeship or T Levels information and free resources, please visit:

www.amazingapprenticeships.com

Get in touch and let us know what you think of this resource:

hello@amazingapprenticeships.com

Find us on social media:



@AmazingAppsUK



@AmazingAppsUK